

Scaled data based on original data using  
LM-79-08 Approved Method: Electrical and Photometric Measurements of Solid-  
State Lighting Products

Test Report Prepared for  
Cooper Lighting Solutions  
(formerly Eaton)

Brand: INVUE

Report Number: P401893

Luminaire Tested: **ENT-SA1F-750-U-T3-HSS**

Issue Date: 5/20/2020

**Test Information**

Test Method: LM-79-08  
Report Number: P401893  
TEST IS SCALED FROM IESNA LM-79-08 TEST DATA (G1-2004-754-14)  
Test Lab: INNOVATION CENTER  
Issue Date: 5/20/2020  
Manufacturer: COOPER LIGHTING SOLUTIONS (FORMERLY EATON)  
Product Line: INVUE  
Catalog Number: ENT-SA1F-750-U-T3-HSS  
Description: ENTRI LED LUMINAIRE  
(1) 70 CRI, 5000K, 1200mA LIGHTSQUARE WITH 16 LEDS AND TYPE III OPTICS WITH HOUSE SIDE SHIELD  
Light Source: -  
Ballast/Driver: ELECTRONIC DRIVER

**Summary**

Lumens per Lamp: N/A  
Luminaire Lumens: 5982 lumens  
Efficiency: N/A  
Efficacy: 90.5 lumens/watt  
Luminous Opening: Rectangular (W 0.5' x L: 0.5' x H: 0')  
IES Classification: Type III - Short - Full Cutoff  
BUG Rating: B1 - U0 - G2

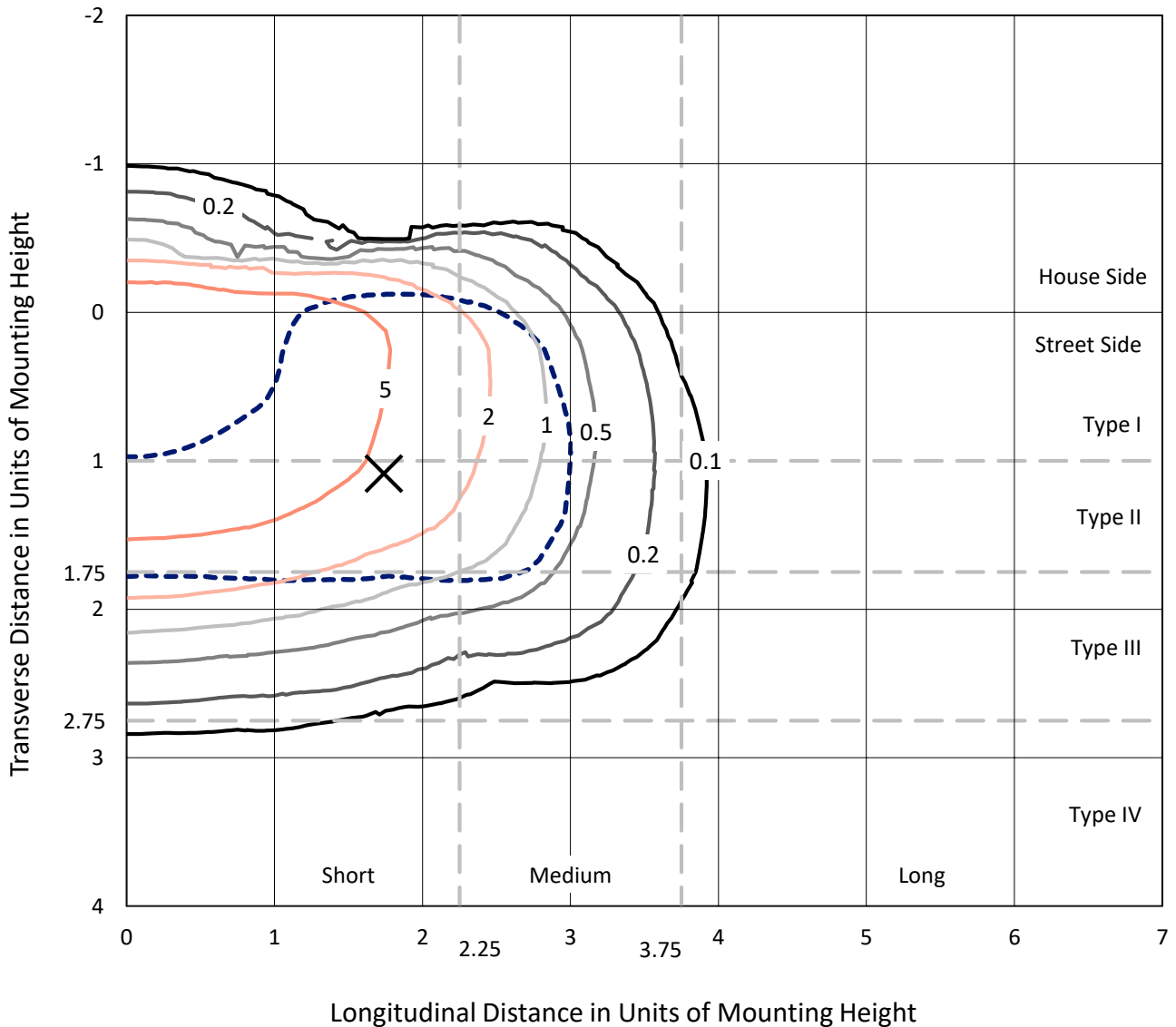
Input Watts (W): 66.1  
Input Voltage (V): NR  
Input Current (Ain): NR  
Voltage Rise (V): NR  
Power Factor: NR  
Total Harmonic Distortion (THDi): NR  
Frequency (hertz): 60  
Stabilization Time: NR  
Operation Time: NR  
Ambient Temperature (°C): NR  
Test Distance: 25 FT



REPORT NUMBER: P401893  
 CATALOG NUMBER: ENT-SA1F-750-U-T3-HSS

### Iso-Footcandle Lines of Horizontal Illumination

✕ Max cd  
 - - - 1/2 Max cd

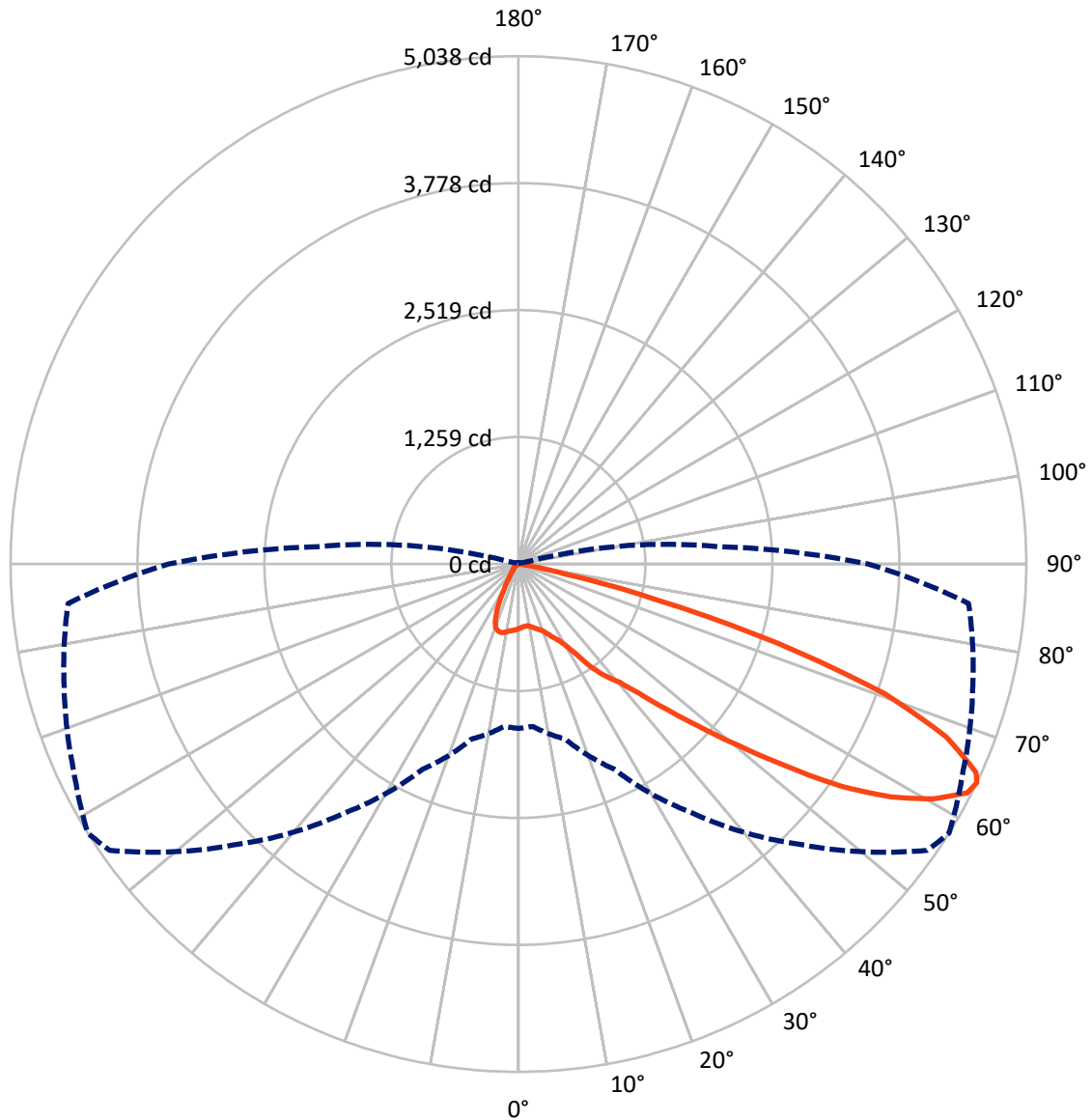


Based on 10 foot mounting height. Maximum calculated value = 9.5 fc  
 Type III - Short - Full Cutoff

REPORT NUMBER: P401893

CATALOG NUMBER: ENT-SA1F-750-U-T3-HSS

### Luminous Intensity Polar Plot



— Vertical Plane Through 58-Deg Lateral      - - - Horizontal Cone Through 64-Deg Vertical

REPORT NUMBER: P401893

CATALOG NUMBER: ENT-SA1F-750-U-T3-HSS

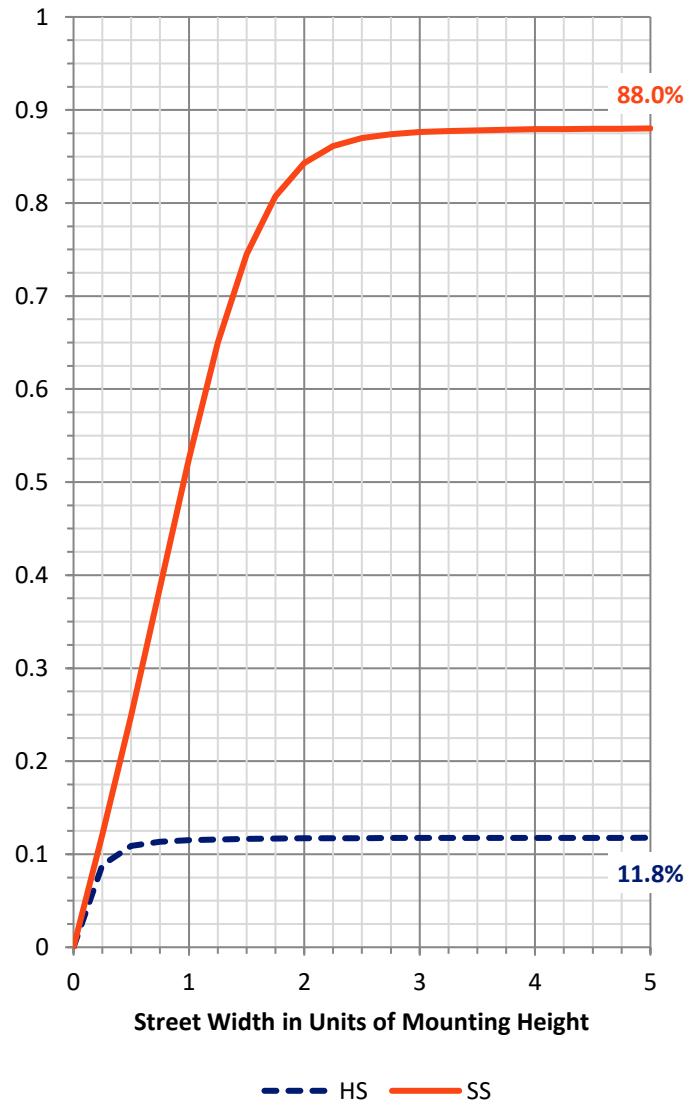
**FLUX DISTRIBUTION:**

		Downward	Upward	Total
<b>House Side</b>	Lumens	713.2	0.0	713.2
	% Fixture	11.9	0.0	11.9
<b>Street Side</b>	Lumens	5268.8	0.0	5268.8
	% Fixture	88.1	0.0	88.1
<b>Total</b>	Lumens	5982.0	0.0	5982.0
	% Fixture	100.0	0.0	100.0

**Coefficient of Utilization**

**ZONAL LUMENS:**

Zone	Lumens	% Fixture
0°-10°	60.6	1.0
10°-20°	176.5	3.0
20°-30°	317.2	5.3
30°-40°	555.9	9.3
40°-50°	1016.5	17.0
50°-60°	1738.9	29.1
60°-70°	1686.8	28.2
70°-80°	417.8	7.0
80°-90°	11.9	0.2
90°-100°	0.0	0.0
100°-110°	0.0	0.0
110°-120°	0.0	0.0
120°-130°	0.0	0.0
130°-140°	0.0	0.0
140°-150°	0.0	0.0
150°-160°	0.0	0.0
160°-170°	0.0	0.0
170°-180°	0.0	0.0
0°-90°	5982.0	100.0
0°-180°	5982.0	100.0



REPORT NUMBER: P401893

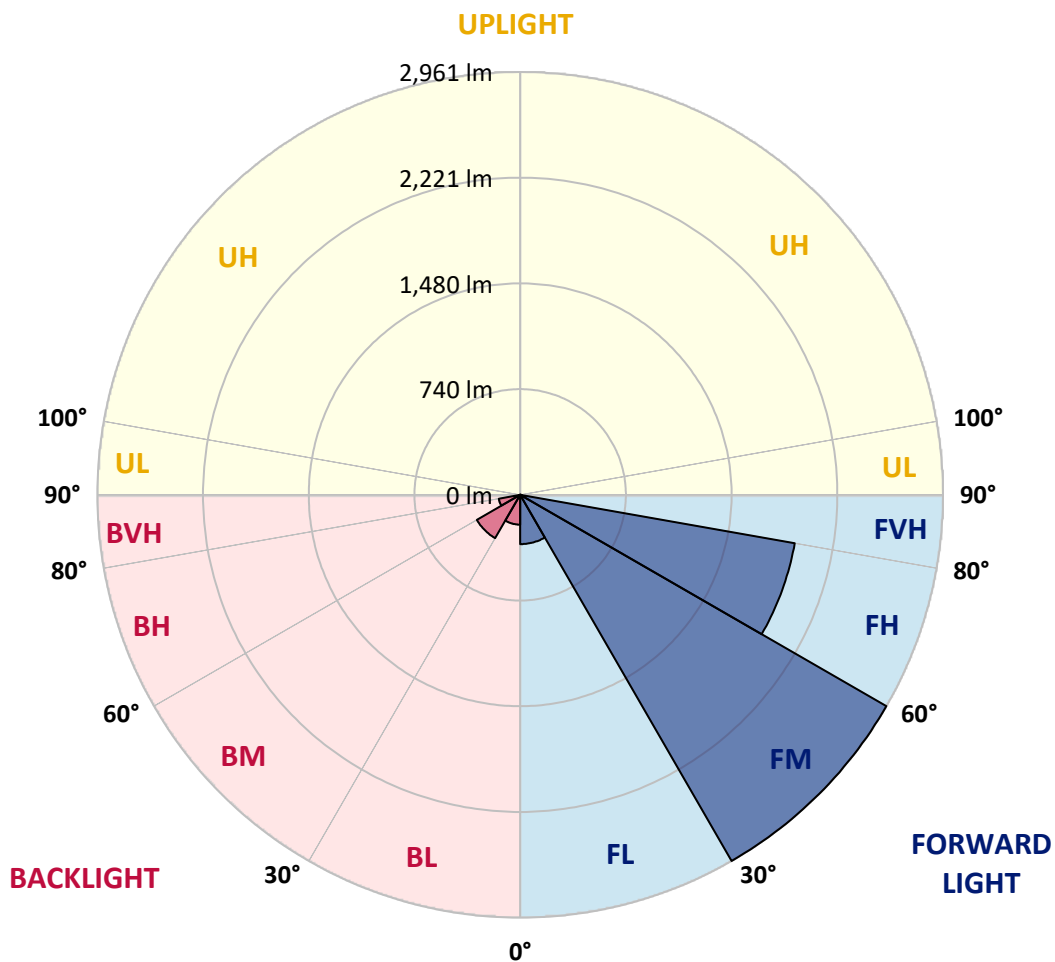
CATALOG NUMBER: ENT-SA1F-750-U-T3-HSS

**LUMINAIRE CLASSIFICATION SYSTEM LUMEN TABLE AND BUG RATING:**

Zone		Lumens	% Fixture	Zone Rating/Lumen Limit		
				B	U	G
FL	(0°-30°)	345.4	5.8			
FM	(30°-60°)	2961.0	49.5			
FH	(60°-80°)	1952.4	32.6			G2/5000
FVH	(80°-90°)	10.1	0.2			G1/100
BL	(0°-30°)	208.8	3.5	B1/500		
BM	(30°-60°)	350.3	5.9	B1/1000		
BH	(60°-80°)	152.3	2.5	B1/500		G1/500
BVH	(80°-90°)	1.8	0.0			G0/10
UL	(90°-100°)	0.0	0.0		U0/0	
UH	(100°-180°)	0.0	0.0		U0/0	

**BUG Rating: B1-U0-G2**

Type III Short





REPORT NUMBER: P401893

CATALOG NUMBER: ENT-SA1F-750-U-T3-HSS

**CANDELA DISTRIBUTION (FULL):**

	0°	5°	15°	25°	35°	45°	55°	58°	65°	75°	85°
0°	640.8	640.8	640.8	640.8	640.8	640.8	640.8	640.8	640.8	640.8	640.8
2.5°	614.2	614.2	616.4	617.5	620.9	624.2	628.6	629.7	631.9	637.5	639.7
5°	581.0	582.1	584.3	589.9	597.6	606.5	617.5	620.9	629.7	640.8	648.5
7.5°	567.7	568.8	572.2	578.8	588.8	602.0	615.3	619.7	631.9	649.6	660.7
10°	565.5	565.5	569.9	579.9	592.1	608.7	623.1	628.6	645.2	666.2	683.9
12.5°	565.5	565.5	571.0	583.2	597.6	618.6	638.6	646.3	665.1	691.7	713.8
15°	575.5	577.7	581.0	588.8	605.4	628.6	656.3	665.1	688.4	720.5	748.1
17.5°	646.3	644.1	633.0	623.1	619.7	639.7	672.9	685.0	719.3	760.3	790.2
20°	783.5	782.4	762.5	713.8	670.7	659.6	698.3	712.7	762.5	816.7	838.9
22.5°	949.5	955.1	924.1	858.8	770.3	713.8	735.9	755.9	820.1	885.3	898.6
25°	1114.4	1121.1	1092.3	1010.4	901.9	803.5	788.0	805.7	878.7	944.0	938.5
27.5°	1309.2	1303.7	1274.9	1181.9	1055.8	924.1	857.7	861.0	917.4	990.5	972.8
30°	1452.0	1444.2	1416.6	1353.5	1235.1	1084.6	957.3	947.3	963.9	1044.7	1025.9
32.5°	1582.6	1588.1	1567.1	1483.0	1371.2	1249.4	1106.7	1080.1	1073.5	1142.1	1111.1
35°	1712.0	1710.9	1703.2	1629.0	1519.5	1404.4	1284.9	1266.0	1263.8	1330.2	1246.1
37.5°	1867.0	1859.2	1844.8	1769.6	1682.2	1572.6	1445.3	1415.5	1409.9	1423.2	1324.7
40°	2033.0	2042.9	2019.7	1941.1	1846.0	1764.1	1585.9	1540.5	1502.9	1541.6	1478.5
42.5°	2279.8	2287.5	2246.6	2192.3	2069.5	1993.1	1812.8	1750.8	1733.1	1791.7	1720.9
45°	2589.6	2575.3	2547.6	2510.0	2408.1	2291.9	2103.8	2045.2	2026.3	2127.1	2010.8
47.5°	2830.9	2828.7	2829.8	2822.0	2806.6	2667.1	2443.6	2403.7	2384.9	2529.9	2401.5
50°	2983.6	2992.5	3030.1	3126.4	3197.2	3138.6	2876.3	2827.6	2813.2	2963.7	2790.0
52.5°	3098.7	3119.7	3182.8	3373.2	3600.0	3620.0	3403.1	3334.4	3301.2	3343.3	3102.0
55°	3157.4	3167.3	3263.6	3544.7	3900.0	4042.7	3952.0	3894.4	3760.5	3680.8	3468.4
57.5°	3020.1	3004.7	3170.7	3528.1	4054.9	4383.6	4422.3	4357.0	4142.3	4080.4	3913.2
60°	2660.5	2653.8	2840.9	3270.3	3919.9	4463.3	4770.9	4730.0	4533.0	4385.8	4228.6
62.5°	2029.7	2040.7	2238.8	2676.0	3438.5	4234.2	4964.6	4997.8	4788.6	4569.5	4462.2
64°	1630.1	1616.9	1798.4	2243.3	3016.8	3928.7	4950.2	5037.6	4866.1	4665.8	4483.2
65°	1369.0	1340.2	1513.9	1916.8	2660.5	3707.4	4848.4	4988.9	4871.6	4689.0	4406.8
67.5°	720.5	735.9	810.1	1164.2	1796.2	2803.2	4365.9	4578.4	4625.9	4371.4	3840.2
70°	323.2	325.4	373.0	594.3	993.8	1818.3	3511.5	3855.7	3882.3	3591.2	2782.2
72.5°	107.3	108.5	164.9	237.9	417.2	842.2	2371.6	2684.8	2742.4	2328.5	1509.5
75°	66.4	68.6	87.4	128.4	193.7	294.4	1201.9	1414.3	1426.5	1032.5	548.9
77.5°	42.1	44.3	53.1	76.4	106.2	111.8	394.0	477.0	540.1	371.8	170.4
80°	26.6	26.6	34.3	46.5	55.3	47.6	107.3	141.7	170.4	125.1	57.5
82.5°	10.0	10.0	17.7	25.5	23.2	16.6	28.8	37.6	65.3	62.0	27.7
85°	0.0	0.0	1.1	2.2	1.1	2.2	5.5	7.7	12.2	17.7	8.9
87.5°	0.0	0.0	0.0	0.0	1.1	1.1	2.2	2.2	2.2	2.2	2.2
90°	0.0	0.0	0.0	0.0	0.0	0.0	0.0	0.0	0.0	0.0	0.0



REPORT NUMBER: P401893

CATALOG NUMBER: ENT-SA1F-750-U-T3-HSS

**CANDELA DISTRIBUTION (continued):**

	90°	95°	105°	115°	125°	135°	145°	155°	165°	175°	180°
0°	640.8	640.8	640.8	640.8	640.8	640.8	640.8	640.8	640.8	640.8	640.8
2.5°	643.0	645.2	649.6	650.7	651.8	648.5	651.8	648.5	650.7	650.7	650.7
5°	652.9	656.3	659.6	660.7	659.6	651.8	654.1	648.5	647.4	647.4	647.4
7.5°	666.2	669.5	675.1	671.8	665.1	654.1	652.9	645.2	641.9	641.9	643.0
10°	690.6	693.9	696.1	689.5	676.2	659.6	647.4	630.8	623.1	619.7	619.7
12.5°	721.6	724.9	723.8	712.7	688.4	654.1	619.7	587.7	564.4	555.6	546.7
15°	754.8	759.2	757.0	733.7	687.3	626.4	560.0	484.7	438.2	408.4	402.8
17.5°	793.5	797.9	786.9	744.8	670.7	567.7	441.6	339.8	272.2	246.8	245.7
20°	841.1	838.9	812.3	745.9	640.8	459.3	295.5	212.5	183.7	177.1	176.0
22.5°	895.3	885.3	836.7	739.3	558.9	312.1	190.3	168.2	164.9	162.7	162.7
25°	926.3	908.6	845.5	720.5	430.5	199.2	161.6	157.1	152.7	148.3	147.2
27.5°	950.6	924.1	848.8	658.5	286.6	152.7	146.1	141.7	135.0	128.4	127.3
30°	994.9	955.1	854.4	550.0	176.0	130.6	127.3	119.5	109.6	102.9	100.7
32.5°	1074.6	1017.0	876.5	411.7	128.4	115.1	106.2	96.3	85.2	78.6	78.6
35°	1159.8	1075.7	887.6	271.1	111.8	100.7	87.4	75.3	65.3	59.8	58.7
37.5°	1238.4	1159.8	884.2	166.0	99.6	86.3	71.9	59.8	50.9	46.5	46.5
40°	1398.9	1307.0	838.9	114.0	87.4	73.0	58.7	46.5	40.9	37.6	37.6
42.5°	1627.9	1468.6	738.2	97.4	76.4	60.9	46.5	38.7	34.3	31.0	31.0
45°	1884.7	1646.7	588.8	87.4	66.4	50.9	38.7	32.1	27.7	26.6	26.6
47.5°	2221.1	1862.6	432.7	78.6	57.5	43.2	32.1	26.6	24.3	23.2	23.2
50°	2515.5	2037.4	295.5	68.6	50.9	36.5	27.7	24.3	22.1	21.0	21.0
52.5°	2783.3	2159.1	194.8	59.8	45.4	29.9	25.5	22.1	21.0	19.9	19.9
55°	3098.7	2252.1	131.7	52.0	39.8	27.7	24.3	22.1	19.9	19.9	18.8
57.5°	3366.5	2307.4	94.1	44.3	35.4	25.5	23.2	21.0	18.8	17.7	17.7
60°	3522.6	2242.1	68.6	38.7	31.0	23.2	21.0	18.8	17.7	16.6	16.6
62.5°	3565.7	2116.0	53.1	33.2	26.6	21.0	18.8	16.6	15.5	14.4	14.4
64°	3466.1	1981.0	45.4	28.8	23.2	18.8	17.7	15.5	13.3	11.1	11.1
65°	3325.6	1855.9	40.9	26.6	21.0	17.7	16.6	14.4	11.1	8.9	8.9
67.5°	2771.1	1479.6	33.2	22.1	16.6	15.5	13.3	11.1	7.7	5.5	5.5
70°	1967.7	1034.8	25.5	17.7	14.4	14.4	12.2	8.9	4.4	2.2	2.2
72.5°	1041.4	537.8	21.0	14.4	11.1	11.1	10.0	5.5	3.3	2.2	1.1
75°	364.1	177.1	17.7	12.2	10.0	7.7	6.6	4.4	3.3	2.2	1.1
77.5°	110.7	58.7	15.5	12.2	8.9	6.6	7.7	6.6	6.6	4.4	3.3
80°	35.4	21.0	8.9	7.7	8.9	8.9	7.7	6.6	7.7	5.5	4.4
82.5°	13.3	7.7	3.3	4.4	4.4	5.5	5.5	4.4	3.3	1.1	0.0
85°	4.4	3.3	2.2	3.3	3.3	3.3	2.2	2.2	1.1	0.0	0.0
87.5°	2.2	2.2	2.2	2.2	2.2	2.2	1.1	1.1	0.0	0.0	0.0
90°	0.0	0.0	0.0	0.0	0.0	0.0	0.0	0.0	0.0	0.0	0.0

(END OF REPORT)